



On-street Permit Sales Zone Y5

Vehicles displaying a valid on-street overnight permit may park in the permit zone designated by the permit. Park only in areas designated by posted signs. A zone permit does not authorize parking in a lot.

Generally, zone permits are valid from 11 p.m. to 6 a.m., seven days per week. However, times may vary by zone. Specific permit hours are posted on street signs within the zones. Zone permits do not override other posted parking restrictions, such as for street maintenance, time of day limitations and time limits.

New Permit Purchase

Permits are sold quarterly: February – April, May – July, August – October and November – January. The fee may be prorated if the permit is purchased after the beginning of a quarter. Proof of residency and vehicle owner information is required to purchase a zone permit. Vehicles must display license plates with a valid vehicle state registration sticker, as well as a current Oak Park vehicle sticker. All unpaid parking citations and fines due the Village must be paid in full to purchase a permit. Only one permit may be purchased per household.

Permit Renewals

Renewals must be made prior to the deadline. Renewal letters are sent as a courtesy reminder, but do not guarantee a new permit. Permits may be renewed three weeks prior to the start of each quarter. Renew on-line, by mail or at Village Hall, 123 Madison St., either in person or via a drop box by the south entrance. Office hours are 8:30 a.m. to 7 p.m. Mondays and 8:30 a.m. to 5 p.m., Tuesday through Friday. The drop box

is accessible 24 hours a day, seven days per week. Payment may be made by cash, check or credit card. Mail renewals should be made by check or credit card. Do not mail cash. Online renewals require a credit card. Deadlines for renewal via mail and online are approximately six business days prior to quarter's end. All unpaid parking citations and other fines must be paid in full to renew a permit.

Where to Place Permit

Affix the permit to the outside of the rear window on the driver's side, in the lower corner. A vehicle with no rear window, such as a convertible, should display the permit on the front window, driver's side. Remove expired parking permits and vehicle stickers. Clean window and allow it to dry thoroughly. Remove backing and fully attach permit to the window, making sure the information is not obstructed from view.

Permit Transfer or Reissue

Zone permits are not transferable unless authorized by the Village. Report any change in vehicle, vehicle owner, address or license plate information. Providing false or inaccurate information, or failing to notify the Village of changes in information, may result in loss of parking privileges. A \$5 administrative fee is charged to replace a permit that is lost or transferred to another vehicle.

Refunds

A permit holder who is moving or no longer in need of a permit may be eligible for a prorated refund. Peel off the decal and return it to Village Hall to apply. If approved, refunds are pro-rated for the remainder of the quarter.

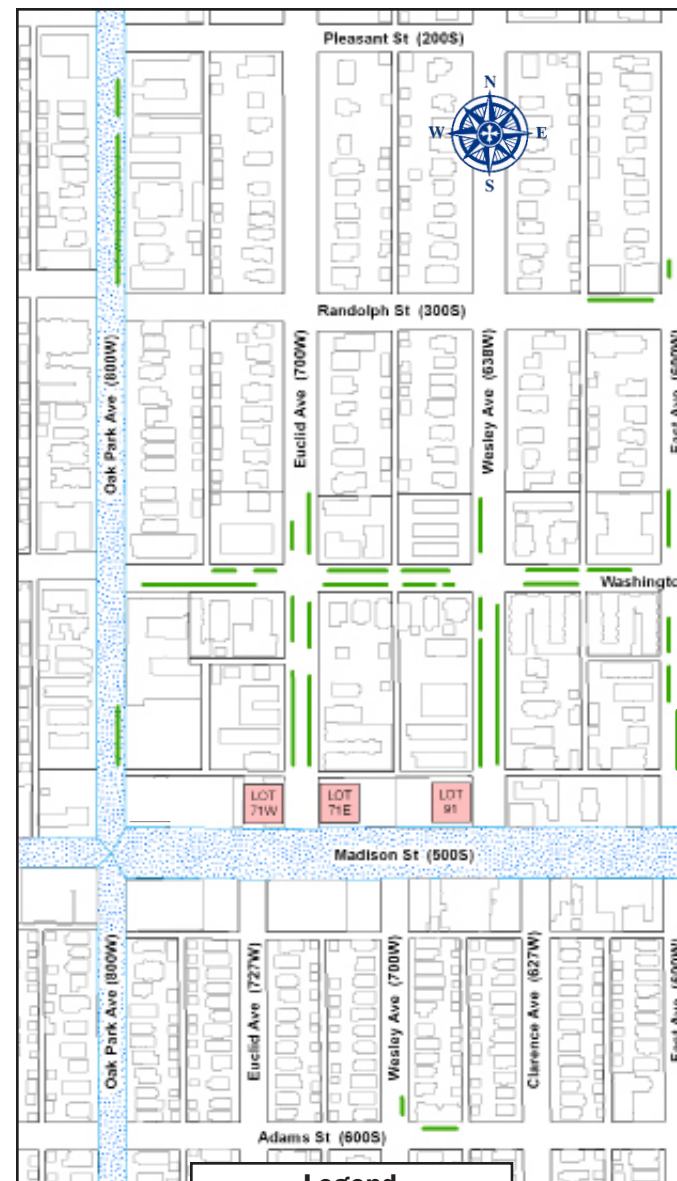
Restrictions

The Village may revoke or cancel any permit issued for a vehicle that is too large to park within a single parking space without parking on the curb or protruding into the driving lane. Vehicles cannot be covered.




For more information, call

708.358.7275.

For snow parking information and rules, visit www.oak-park.us/snow.



Legend

-  Snow route: No parking when Snow Parking Ban in effect
-  On-street parking area as posted by signs
-  Off-street parking lot